

Election Summary Report

General Election

Wayne County

November 07, 2023

Summary for: All Contests, All Districts, All Tabulators, All Counting Groups

Official Canvass
Final Results

Elector Group	Counting Group	Ballots	Voters	Registered Voters	Turnout
Total	Election Day ICX	29,281	29,281	72,724	40.26%
	Absentee ICX	6,212	6,212		8.54%
	Election Day Paper	65	65		0.09%
	Absentee Paper	2,198	2,198		3.02%
	Provisional	375	375		0.52%
	Total	38,131	38,131		52.43%

Precincts Reported: 67 of 67 (100.00%)

Registered Voters: 38,131 of 72,724 (52.43%)

Ballots Cast: 38,131

JUDGE MUNICIPAL COURT - Full Term Commencing 01/01/2024 (Vote for 1)

Precincts Reported: 67 of 67 (100.00%)

		Total	
Times Cast		38,131 / 72,724	52.43%
Candidate	Party	Total	
Michael W. Rickett		26,203	100.00%
Total Votes		26,203	
		Total	
Unresolved Write-In		0	

JUDGE MUNICIPAL COURT - Unexpired Term Ending 12/31/2027 (Vote for 1)

Precincts Reported: 67 of 67 (100.00%)

		Total	
Times Cast		38,131 / 72,724	52.43%
Candidate	Party	Total	
Nathan R. Shaker		23,712	100.00%
Total Votes		23,712	
		Total	
Unresolved Write-In		0	

MAYOR – CITY OF NORTON (Vote for 1)

Precincts Reported: 1 of 1 (100.00%)

		Total	
Times Cast		0 / 3	0.00%

Candidate	Party	Total	
Amber Johnson		0	N/A
Charlotte Whipkey		0	N/A
Mike Zita		0	N/A
Total Votes		0	

		Total	
Unresolved Write-In		0	

COUNCIL AT LARGE – CITY OF NORTON (Vote for 3)

Precincts Reported: 1 of 1 (100.00%)

		Total	
Times Cast		0 / 3	0.00%

Candidate	Party	Total	
Paul Eader		0	N/A
Joe Kernan		0	N/A
Judith Lynn Lee		0	N/A
Bill Mowery		0	N/A
Total Votes		0	

		Total	
Unresolved Write-In		0	

MAYOR - CITY OF ORRVILLE (Vote for 1)

Precincts Reported: 5 of 5 (100.00%)

		Total	
Times Cast		2,816 / 5,334	52.79%

Candidate	Party	Total	
Matthew Plybon	REP	2,260	100.00%
Total Votes		2,260	

		Total	
Unresolved Write-In		0	

PRESIDENT OF COUNCIL - CITY OF ORRVILLE (Vote for 1)

Precincts Reported: 5 of 5 (100.00%)

		Total	
Times Cast		2,816 / 5,334	52.79%

Candidate	Party	Total	
Paul Vance	REP	2,037	100.00%
Total Votes		2,037	

		Total	
Unresolved Write-In		0	

COUNCIL AT LARGE - CITY OF ORRVILLE - Unexpired Term Ending 12/31/2025 (Vote for 1)

Precincts Reported: 5 of 5 (100.00%)

		Total	
Times Cast		2,816 / 5,334	52.79%

Candidate	Party	Total	
John C. Lorson	DEM	1,300	49.34%
Rees H. Davies	REP	1,335	50.66%
Total Votes		2,635	

		Total	
Unresolved Write-In		0	

COUNCIL AT LARGE - CITY OF ORRVILLE (Vote for 1)

Precincts Reported: 5 of 5 (100.00%)

		Total	
Times Cast		2,816 / 5,334	52.79%

Candidate	Party	Total	
Kyle E. Shanklin	REP	2,053	100.00%
Total Votes		2,053	

		Total	
Unresolved Write-In		0	

COUNCIL WARD 1 - CITY OF ORRVILLE (Vote for 1)

Precincts Reported: 1 of 1 (100.00%)

		Total	
Times Cast		578 / 1,162	49.74%

Candidate	Party	Total	
C.J. Handwerk	REP	423	100.00%
Total Votes		423	

		Total	
Unresolved Write-In		0	

COUNCIL WARD 3 - CITY OF ORRVILLE (Vote for 1)

Precincts Reported: 1 of 1 (100.00%)

		Total	
Times Cast		817 / 1,464	55.81%
Candidate	Party	Total	
Patricia K. Carr	REP	588	100.00%
Total Votes		588	
		Total	
Unresolved Write-In		0	

COUNCIL WARD 4 - CITY OF ORRVILLE - Unexpired Term Ending 12/31/2025 (Vote for 1)

Precincts Reported: 2 of 2 (100.00%)

		Total	
Times Cast		940 / 1,621	57.99%
Candidate	Party	Total	
Beverly Ann Squirrell		647	100.00%
Total Votes		647	
		Total	
Unresolved Write-In		0	

RITTMAN CITY COUNCIL (Vote for 3)

Precincts Reported: 4 of 4 (100.00%)

		Total	
Times Cast		1,854 / 3,918	47.32%
Candidate	Party	Total	
G. Kevin Bower		793	20.54%
Amanda Nelson		888	23.00%
Richard Schumacher		1,042	26.99%
Melissa Shows		1,138	29.47%
Total Votes		3,861	
		Total	
Unresolved Write-In		0	

MAYOR - CITY OF WOOSTER (Vote for 1)

Precincts Reported: 16 of 16 (100.00%)

		Total	
Times Cast		9,059 / 18,982	47.72%
Candidate	Party	Total	
Mary Reans		2,825	34.07%
Bob Reynolds	REP	5,450	65.73%
Total Votes		8,292	
		Total	
Greg Gehris	WRITE-IN	17	0.21%
Unresolved Write-In		0	

PRESIDENT OF COUNCIL - CITY OF WOOSTER (Vote for 1)

Precincts Reported: 16 of 16 (100.00%)

		Total	
Times Cast		9,059 / 18,982	47.72%
Candidate	Party	Total	
Craig Sanders	REP	5,969	100.00%
Total Votes		5,969	
		Total	
Unresolved Write-In		0	

COUNCIL AT LARGE - CITY OF WOOSTER (Vote for 1)

Precincts Reported: 16 of 16 (100.00%)

		Total	
Times Cast		9,059 / 18,982	47.72%
Candidate	Party	Total	
Bill Bostancic	DEM	4,246	49.89%
Michael F. Abernathy Jr.	REP	4,265	50.11%
Total Votes		8,511	
		Total	
Unresolved Write-In		0	

COUNCIL WARD 1 - CITY OF WOOSTER (Vote for 1)

Precincts Reported: 3 of 3 (100.00%)

		Total	
Times Cast		1,321 / 3,725	35.46%
Candidate	Party	Total	
Lukas Gaffey		484	50.16%
Michael Todaro		481	49.84%
Total Votes		965	
		Total	
Unresolved Write-In		0	

COUNCIL WARD 3 - CITY OF WOOSTER (Vote for 1)

Precincts Reported: 5 of 5 (100.00%)

		Total	
Times Cast		2,671 / 4,682	57.05%
Candidate	Party	Total	
Chris Malta	REP	1,912	100.00%
Total Votes		1,912	
		Total	
Unresolved Write-In		0	

MAYOR APPLE CREEK (Vote for 1)

Precincts Reported: 1 of 1 (100.00%)

		Total	
Times Cast		424 / 746	56.84%
Candidate	Party	Total	
Rodney E. Mackey		205	54.81%
Mark T. Reichel		169	45.19%
Total Votes		374	
		Total	
Unresolved Write-In		0	

APPLE CREEK VILLAGE COUNCIL (Vote for 2)

Precincts Reported: 1 of 1 (100.00%)

		Total	
Times Cast		424 / 746	56.84%
Candidate	Party	Total	
No Valid Candidate Filed			
Total Votes		0	
		Total	
Unresolved Write-In		0	

MAYOR BURBANK (Vote for 1)

Precincts Reported: 1 of 1 (100.00%)

		Total	
Times Cast		62 / 153	40.52%
Candidate	Party	Total	
No Valid Candidate Filed			
Total Votes		0	
		Total	
Unresolved Write-In		0	

BURBANK VILLAGE COUNCIL (Vote for 2)

Precincts Reported: 1 of 1 (100.00%)

		Total	
Times Cast		62 / 153	40.52%
Candidate	Party	Total	
No Valid Candidate Filed			
Total Votes		0	
		Total	
Unresolved Write-In		0	

MAYOR CONGRESS (Vote for 1)

Precincts Reported: 1 of 1 (100.00%)

		Total	
Times Cast		37 / 104	35.58%
Candidate	Party	Total	
No Valid Candidate Filed			
Total Votes		0	
		Total	
Unresolved Write-In		0	

CONGRESS VILLAGE COUNCIL (Vote for 2)

Precincts Reported: 1 of 1 (100.00%)

		Total	
Times Cast		37 / 104	35.58%
Candidate	Party	Total	
No Valid Candidate Filed			
Total Votes		0	
		Total	
Unresolved Write-In		0	

MAYOR CRESTON (Vote for 1)

Precincts Reported: 1 of 1 (100.00%)

		Total	
Times Cast		678 / 1,321	51.32%
Candidate	Party	Total	
Thomas J. Barrett		320	48.78%
Brenda A. Norris		336	51.22%
Total Votes		656	
		Total	
Unresolved Write-In		0	

CRESTON VILLAGE COUNCIL (Vote for 2)

Precincts Reported: 1 of 1 (100.00%)

		Total	
Times Cast		678 / 1,321	51.32%
Candidate	Party	Total	
Aaron Howell		461	96.65%
Total Votes		477	
		Total	
Bradley Olenik	WRITE-IN	16	3.35%
Unresolved Write-In		0	

CRESTON BOARD OF PUBLIC AFFAIRS (Vote for 2)

Precincts Reported: 1 of 1 (100.00%)

		Total	
Times Cast		678 / 1,321	51.32%
Candidate	Party	Total	
No Valid Candidate Filed			
Total Votes		0	
		Total	
Unresolved Write-In		0	

MAYOR DALTON (Vote for 1)

Precincts Reported: 1 of 1 (100.00%)

		Total	
Times Cast		737 / 1,245	59.20%
Candidate	Party	Total	
Dennis H. Finley		342	50.00%
Blake D. Nussbaum		342	50.00%
Total Votes		684	
		Total	
Unresolved Write-In		0	

*Declared Winner
Drawn Lot*

DALTON VILLAGE COUNCIL (Vote for 2)

Precincts Reported: 1 of 1 (100.00%)

		Total	
Times Cast		737 / 1,245	59.20%
Candidate	Party	Total	
James T. Bucklew Jr.		287	24.06%
Cheryl Drew		351	29.42%
Dave Gibson		309	25.90%
Deanna Heck		246	20.62%
Total Votes		1,193	
		Total	
Unresolved Write-In		0	

DALTON BOARD OF PUBLIC AFFAIRS (Vote for 2)

Precincts Reported: 1 of 1 (100.00%)

		Total	
Times Cast		737 / 1,245	59.20%
Candidate	Party	Total	
No Valid Candidate Filed			
Total Votes		0	
		Total	
Unresolved Write-In		0	

MAYOR DOYLESTOWN (Vote for 1)

Precincts Reported: 2 of 2 (100.00%)

		Total	
Times Cast		1,228 / 2,197	55.89%
Candidate	Party	Total	
Terry L. Lindeman		1,019	100.00%
Total Votes		1,019	
		Total	
Unresolved Write-In		0	

DOYLESTOWN VILLAGE COUNCIL (Vote for 2)

Precincts Reported: 2 of 2 (100.00%)

		Total	
Times Cast		1,228 / 2,197	55.89%

Candidate	Party	Total	
Mark Hammer		656	34.65%
Kay L. Kerr		611	32.28%
Harold Rozak		626	33.07%
Total Votes		1,893	

		Total	
Unresolved Write-In		0	

MAYOR FREDERICKSBURG (Vote for 1)

Precincts Reported: 1 of 1 (100.00%)

		Total	
Times Cast		147 / 267	55.06%

Candidate	Party	Total	
Total Votes		20	

		Total	
Joseph Neal Chupp	WRITE-IN	20	100.00%
Unresolved Write-In		0	

FREDERICKSBURG VILLAGE COUNCIL (Vote for 2)

Precincts Reported: 1 of 1 (100.00%)

		Total	
Times Cast		147 / 267	55.06%

Candidate	Party	Total	
Barbara Jean Spencer		100	97.09%
Total Votes		103	

		Total	
Melissa I. Sidle	WRITE-IN	3	2.91%
Unresolved Write-In		0	

FREDERICKSBURG BOARD OF PUBLIC AFFAIRS (Vote for 2)

Precincts Reported: 1 of 1 (100.00%)

		Total	
Times Cast		147 / 267	55.06%

Candidate	Party	Total	
No Valid Candidate Filed			
Total Votes		0	

		Total	
Unresolved Write-In		0	

MAYOR MARSHALLVILLE (Vote for 1)

Precincts Reported: 1 of 1 (100.00%)

		Total	
Times Cast		228 / 462	49.35%
Candidate	Party	Total	
Ron J. Hatfield		180	100.00%
Total Votes		180	
		Total	
Unresolved Write-In		0	

MARSHALLVILLE VILLAGE COUNCIL (Vote for 2)

Precincts Reported: 1 of 1 (100.00%)

		Total	
Times Cast		228 / 462	49.35%
Candidate	Party	Total	
Jesse E. Allison		147	100.00%
Total Votes		147	
		Total	
Unresolved Write-In		0	

MARSHALLVILLE BOARD OF PUBLIC AFFAIRS (Vote for 2)

Precincts Reported: 1 of 1 (100.00%)

		Total	
Times Cast		228 / 462	49.35%
Candidate	Party	Total	
No Valid Candidate Filed			
Total Votes		0	
		Total	
Unresolved Write-In		0	

MAYOR MT EATON (Vote for 1)

Precincts Reported: 1 of 1 (100.00%)

		Total	
Times Cast		72 / 129	55.81%
Candidate	Party	Total	
Melissa Irwin		63	100.00%
Total Votes		63	
		Total	
Unresolved Write-In		0	

MT EATON VILLAGE COUNCIL (Vote for 2)

Precincts Reported: 1 of 1 (100.00%)

		Total	
Times Cast		72 / 129	55.81%
Candidate	Party	Total	
Jessica Miller		54	50.94%
Paige Miller		52	49.06%
Total Votes		106	
		Total	
Unresolved Write-In		0	

MAYOR SHREVE (Vote for 1)

Precincts Reported: 1 of 1 (100.00%)

		Total	
Times Cast		453 / 906	50.00%
Candidate	Party	Total	
Yvonne M. Hendershott		183	41.78%
Josiah Martin		255	58.22%
Total Votes		438	
		Total	
Unresolved Write-In		0	

SHREVE VILLAGE COUNCIL (Vote for 2)

Precincts Reported: 1 of 1 (100.00%)

		Total	
Times Cast		453 / 906	50.00%
Candidate	Party	Total	
Josh Bevington		228	30.94%
Heidi Garst		234	31.75%
Brad Latimer		275	37.31%
Total Votes		737	
		Total	
Unresolved Write-In		0	

MAYOR SMITHVILLE (Vote for 1)

Precincts Reported: 1 of 1 (100.00%)

		Total	
Times Cast		532 / 928	57.33%
Candidate	Party	Total	
Thomas R. Poulson		419	100.00%
Total Votes		419	
		Total	
Unresolved Write-In		0	

SMITHVILLE VILLAGE COUNCIL (Vote for 2)

Precincts Reported: 1 of 1 (100.00%)

		Total	
Times Cast		532 / 928	57.33%
Candidate	Party	Total	
Patrick J. Finn		307	48.58%
Adrienne A. Karlen		325	51.42%
Total Votes		632	
		Total	
Unresolved Write-In		0	

SMITHVILLE BOARD OF PUBLIC AFFAIRS (Vote for 1)

Precincts Reported: 1 of 1 (100.00%)

		Total	
Times Cast		532 / 928	57.33%
Candidate	Party	Total	
No Valid Candidate Filed			
Total Votes		0	
		Total	
Unresolved Write-In		0	

MAYOR WEST SALEM (Vote for 1)

Precincts Reported: 1 of 1 (100.00%)

		Total	
Times Cast		385 / 865	44.51%
Candidate	Party	Total	
Chriss Crebs		183	49.73%
Nick Harding		68	18.48%
Dale Klinect		117	31.79%
Total Votes		368	
		Total	
Unresolved Write-In		0	

WEST SALEM VILLAGE COUNCIL (Vote for 2)

Precincts Reported: 1 of 1 (100.00%)

		Total	
Times Cast		385 / 865	44.51%
Candidate	Party	Total	
Larry J. Crebs		188	31.13%
Melissa Morr		92	15.23%
Maretta Warner		132	21.85%
Jennifer Wigal		192	31.79%
Total Votes		604	
		Total	
Unresolved Write-In		0	

BAUGHMAN TOWNSHIP TRUSTEE (Vote for 1)

Precincts Reported: 3 of 3 (100.00%)

		Total	
Times Cast		1,712 / 2,952	57.99%
Candidate	Party	Total	
Mark W. Geiser		802	56.12%
Mike Geiser		627	43.88%
Total Votes		1,429	
		Total	
Unresolved Write-In		0	

BAUGHMAN TOWNSHIP FISCAL OFFICER (Vote for 1)

Precincts Reported: 3 of 3 (100.00%)

		Total	
Times Cast		1,712 / 2,952	57.99%
Candidate	Party	Total	
Total Votes		118	
		Total	
Carolyn S. Baer	WRITE-IN	118	100.00%
Unresolved Write-In		0	

CANAAN TOWNSHIP TRUSTEE (Vote for 1)

Precincts Reported: 3 of 3 (100.00%)

		Total	
Times Cast		1,719 / 3,298	52.12%
Candidate	Party	Total	
James C. Murray		1,361	100.00%
Total Votes		1,361	
		Total	
Unresolved Write-In		0	

CANAAN TOWNSHIP FISCAL OFFICER (Vote for 1)

Precincts Reported: 3 of 3 (100.00%)

		Total	
Times Cast		1,719 / 3,298	52.12%
Candidate	Party	Total	
Kelly Gasser		1,315	100.00%
Total Votes		1,315	
		Total	
Unresolved Write-In		0	

CHESTER TOWNSHIP TRUSTEE (Vote for 1)

Precincts Reported: 2 of 2 (100.00%)

		Total	
Times Cast		1,171 / 2,042	57.35%
Candidate	Party	Total	
Jerry Bowman		741	67.67%
Chatfield Redick		354	32.33%
Total Votes		1,095	
		Total	
Unresolved Write-In		0	

CHESTER TOWNSHIP FISCAL OFFICER (Vote for 1)

Precincts Reported: 2 of 2 (100.00%)

		Total	
Times Cast		1,171 / 2,042	57.35%
Candidate	Party	Total	
Debbie Berger		844	100.00%
Total Votes		844	
		Total	
Unresolved Write-In		0	

CHIPPEWA TOWNSHIP TRUSTEE (Vote for 1)

Precincts Reported: 6 of 6 (100.00%)

		Total	
Times Cast		3,897 / 7,198	54.14%
Candidate	Party	Total	
Steve Muller		1,009	30.53%
Dominic Oliverio		2,296	69.47%
Total Votes		3,305	
		Total	
Unresolved Write-In		0	

CHIPPEWA TOWNSHIP FISCAL OFFICER (Vote for 1)

Precincts Reported: 6 of 6 (100.00%)

		Total	
Times Cast		3,897 / 7,198	54.14%
Candidate	Party	Total	
Vicky DeAngelis		2,772	100.00%
Total Votes		2,772	
		Total	
Unresolved Write-In		0	

CLINTON TOWNSHIP TRUSTEE (Vote for 1)

Precincts Reported: 2 of 2 (100.00%)

		Total	
Times Cast		1,008 / 1,960	51.43%
Candidate	Party	Total	
Chad Zimmerly		807	100.00%
Total Votes		807	
		Total	
Unresolved Write-In		0	

CLINTON TOWNSHIP FISCAL OFFICER (Vote for 1)

Precincts Reported: 2 of 2 (100.00%)

		Total	
Times Cast		1,008 / 1,960	51.43%
Candidate	Party	Total	
Jessica L. Flinner		729	100.00%
Total Votes		729	
		Total	
Unresolved Write-In		0	

CONGRESS TOWNSHIP TRUSTEE (Vote for 1)

Precincts Reported: 3 of 3 (100.00%)

		Total	
Times Cast		1,443 / 2,904	49.69%
Candidate	Party	Total	
Bill Cletzer		1,084	100.00%
Total Votes		1,084	
		Total	
Unresolved Write-In		0	

CONGRESS TOWNSHIP FISCAL OFFICER (Vote for 1)

Precincts Reported: 3 of 3 (100.00%)

		Total	
Times Cast		1,443 / 2,904	49.69%
Candidate	Party	Total	
Pam Haley		1,057	100.00%
Total Votes		1,057	
		Total	
Unresolved Write-In		0	

EAST UNION TOWNSHIP TRUSTEE (Vote for 1)

Precincts Reported: 4 of 4 (100.00%)

		Total	
Times Cast		1,668 / 3,212	51.93%
Candidate	Party	Total	
Blake Meier		715	48.64%
Joseph A. Rabatin		755	51.36%
Total Votes		1,470	
		Total	
Unresolved Write-In		0	

EAST UNION TOWNSHIP FISCAL OFFICER (Vote for 1)

Precincts Reported: 4 of 4 (100.00%)

		Total	
Times Cast		1,668 / 3,212	51.93%
Candidate	Party	Total	
Valorie L. Lewis		1,206	100.00%
Total Votes		1,206	
		Total	
Unresolved Write-In		0	

FRANKLIN TOWNSHIP TRUSTEE (Vote for 1)

Precincts Reported: 2 of 2 (100.00%)

		Total	
Times Cast		1,222 / 2,203	55.47%
Candidate	Party	Total	
Matt Gress		664	64.84%
Tim Hastings		360	35.16%
Total Votes		1,024	
		Total	
Unresolved Write-In		0	

FRANKLIN TOWNSHIP FISCAL OFFICER (Vote for 1)

Precincts Reported: 2 of 2 (100.00%)

		Total	
Times Cast		1,222 / 2,203	55.47%
Candidate	Party	Total	
David L. Bricker		841	100.00%
Total Votes		841	
		Total	
Unresolved Write-In		0	

GREEN TOWNSHIP TRUSTEE (Vote for 1)

Precincts Reported: 8 of 8 (100.00%)

		Total	
Times Cast		4,382 / 7,976	54.94%
Candidate	Party	Total	
Scott D. Imhoff		2,655	74.87%
George Tom Pertee		891	25.13%
Total Votes		3,546	
		Total	
Unresolved Write-In		0	

GREEN TOWNSHIP FISCAL OFFICER (Vote for 1)

Precincts Reported: 8 of 8 (100.00%)

		Total	
Times Cast		4,382 / 7,976	54.94%
Candidate	Party	Total	
Donald Dravenstott		3,139	100.00%
Total Votes		3,139	
		Total	
Unresolved Write-In		0	

MILTON TOWNSHIP TRUSTEE (Vote for 1)

Precincts Reported: 2 of 2 (100.00%)

		Total	
Times Cast		1,133 / 1,906	59.44%
Candidate	Party	Total	
Josh Glessner		371	37.55%
Greg R. Piatt		617	62.45%
Total Votes		988	
		Total	
Unresolved Write-In		0	

MILTON TOWNSHIP FISCAL OFFICER (Vote for 1)

Precincts Reported: 2 of 2 (100.00%)

		Total	
Times Cast		1,133 / 1,906	59.44%
Candidate	Party	Total	
Jody Aubrey		853	100.00%
Total Votes		853	
		Total	
Unresolved Write-In		0	

PAINT TOWNSHIP TRUSTEE (Vote for 1)

Precincts Reported: 1 of 1 (100.00%)

		Total	
Times Cast		415 / 919	45.16%
Candidate	Party	Total	
Marion Miller		332	100.00%
Total Votes		332	
		Total	
Unresolved Write-In		0	

PAINT TOWNSHIP FISCAL OFFICER (Vote for 1)

Precincts Reported: 1 of 1 (100.00%)

		Total	
Times Cast		415 / 919	45.16%
Candidate	Party	Total	
Karen Raber		276	100.00%
Total Votes		276	
		Total	
Unresolved Write-In		0	

PLAIN TOWNSHIP TRUSTEE (Vote for 1)

Precincts Reported: 2 of 2 (100.00%)

		Total	
Times Cast		1,198 / 2,103	56.97%
Candidate	Party	Total	
Ed Flinner		936	100.00%
Total Votes		936	
		Total	
Unresolved Write-In		0	

PLAIN TOWNSHIP FISCAL OFFICER (Vote for 1)

Precincts Reported: 2 of 2 (100.00%)

		Total	
Times Cast		1,198 / 2,103	56.97%
Candidate	Party	Total	
Kevin M. Schmid		845	100.00%
Total Votes		845	
		Total	
Unresolved Write-In		0	

SALT CREEK TOWNSHIP TRUSTEE (Vote for 1)

Precincts Reported: 1 of 1 (100.00%)

		Total	
Times Cast		413 / 1,045	39.52%
Candidate	Party	Total	
Kelly McKelvey		325	100.00%
Total Votes		325	
		Total	
Unresolved Write-In		0	

SALT CREEK TOWNSHIP FISCAL OFFICER (Vote for 1)

Precincts Reported: 1 of 1 (100.00%)

		Total	
Times Cast		413 / 1,045	39.52%
Candidate	Party	Total	
Rodney A. Lemon		291	100.00%
Total Votes		291	
		Total	
Unresolved Write-In		0	

SUGAR CREEK TOWNSHIP TRUSTEE (Vote for 1)

Precincts Reported: 3 of 3 (100.00%)

		Total	
Times Cast		2,277 / 3,920	58.09%
Candidate	Party	Total	
Tom Gregory		1,755	100.00%
Total Votes		1,755	
		Total	
Unresolved Write-In		0	

SUGAR CREEK TOWNSHIP TRUSTEE - Unexpired Term Ending 12-31-2025 (Vote for 1)

Precincts Reported: 3 of 3 (100.00%)

		Total	
Times Cast		2,277 / 3,920	58.09%
Candidate	Party	Total	
Scott Feltis		1,533	100.00%
Total Votes		1,533	
		Total	
Unresolved Write-In		0	

SUGAR CREEK TOWNSHIP FISCAL OFFICER (Vote for 1)

Precincts Reported: 3 of 3 (100.00%)

		Total	
Times Cast		2,277 / 3,920	58.09%
Candidate	Party	Total	
Colleen Sprunger		1,638	100.00%
Total Votes		1,638	
		Total	
Unresolved Write-In		0	

WAYNE TOWNSHIP TRUSTEE (Vote for 1)

Precincts Reported: 6 of 6 (100.00%)

		Total	
Times Cast		1,718 / 2,964	57.96%
Candidate	Party	Total	
Marlin Questel		1,272	100.00%
Total Votes		1,272	
		Total	
Unresolved Write-In		0	

WAYNE TOWNSHIP FISCAL OFFICER (Vote for 1)

Precincts Reported: 6 of 6 (100.00%)

		Total	
Times Cast		1,718 / 2,964	57.96%
Candidate	Party	Total	
Tammy E. Polen		1,149	100.00%
Total Votes		1,149	
		Total	
Unresolved Write-In		0	

WOOSTER TOWNSHIP TRUSTEE (Vote for 1)

Precincts Reported: 5 of 5 (100.00%)

		Total	
Times Cast		1,857 / 3,240	57.31%
Candidate	Party	Total	
Steven D. Miller		1,434	100.00%
Total Votes		1,434	
		Total	
Unresolved Write-In		0	

WOOSTER TOWNSHIP FISCAL OFFICER (Vote for 1)

Precincts Reported: 5 of 5 (100.00%)

		Total	
Times Cast		1,857 / 3,240	57.31%
Candidate	Party	Total	
Steven P. Zody		1,309	100.00%
Total Votes		1,309	
		Total	
Unresolved Write-In		0	

STARK EDUCATIONAL SERVICE CENTER (Vote for 2)

Precincts Reported: 3 of 3 (100.00%)

		Total	
Times Cast		54 / 106	50.94%
Candidate	Party	Total	
Mary J. Olson		18	30.51%
Teresa Purses		19	32.20%
Greg Wolfe		22	37.29%
Total Votes		59	
		Total	
Unresolved Write-In		0	

TRI-COUNTY ESC DIST 1 (Vote for 1)

Precincts Reported: 9 of 9 (100.00%)

		Total	
Times Cast		4,317 / 7,990	54.03%
Candidate	Party	Total	
Susie Lawson		2,971	100.00%
Total Votes		2,971	
		Total	
Unresolved Write-In		0	

TRI-COUNTY ESC DIST 2 (Vote for 1)

Precincts Reported: 5 of 5 (100.00%)

		Total	
Times Cast		2,835 / 5,047	56.17%
Candidate	Party	Total	
Nathan Stutz		2,093	100.00%
Total Votes		2,093	
		Total	
Unresolved Write-In		0	

TRI-COUNTY ESC DIST 3 (Vote for 1)

Precincts Reported: 0 of 0 NaN

		Total	
Times Cast		0 / 0	N/A
Candidate	Party	Total	
R. Willard Welch		0	N/A
Total Votes		0	
		Total	
Unresolved Write-In		0	

TRI-COUNTY ESC DIST 4 (Vote for 1)

Precincts Reported: 4 of 4 (100.00%)

		Total	
Times Cast		1,944 / 3,575	54.38%
Candidate	Party	Total	
James Bargar		1,352	100.00%
Total Votes		1,352	
		Total	
Unresolved Write-In		0	

TRI-COUNTY ESC DIST 5 (Vote for 1)

Precincts Reported: 10 of 10 (100.00%)

		Total	
Times Cast		4,639 / 8,205	56.54%
Candidate	Party	Total	
Ann L. Tschantz		3,358	100.00%
Total Votes		3,358	
		Total	
Unresolved Write-In		0	

TRI-COUNTY ESC DIST 6 (Vote for 1)

Precincts Reported: 11 of 11 (100.00%)

		Total	
Times Cast		5,006 / 9,075	55.16%
Candidate	Party	Total	
No Valid Candidate Filed			
Total Votes		0	
		Total	
Unresolved Write-In		0	

TRI-COUNTY ESC DIST 7 (Vote for 1)

Precincts Reported: 9 of 9 (100.00%)

		Total	
Times Cast		2,697 / 5,493	49.10%
Candidate	Party	Total	
Earl Rhamy		1,926	100.00%
Total Votes		1,926	
		Total	
Unresolved Write-In		0	

TRI-COUNTY ESC DIST 8 (Vote for 1)

Precincts Reported: 1 of 1 (100.00%)

		Total	
Times Cast		72 / 162	44.44%
Candidate	Party	Total	
No Valid Candidate Filed			
Total Votes		0	
		Total	
Unresolved Write-In		0	

TRI-COUNTY ESC DIST 9 (Vote for 1)

Precincts Reported: 0 of 0 NaN

		Total	
Times Cast		0 / 0	N/A
Candidate	Party	Total	
John B. Burkey		0	N/A
Total Votes		0	
		Total	
Unresolved Write-In		0	

CHIPPEWA SCHOOL BOARD (Vote for 2)

Precincts Reported: 8 of 8 (100.00%)

		Total	
Times Cast		3,624 / 6,723	53.90%
Candidate	Party	Total	
Linda H. Fenn		2,160	46.49%
John Mertic		2,179	46.90%
Total Votes		4,646	
		Total	
Jeremiah Hershberger	WRITE-IN	307	6.61%
Unresolved Write-In		0	

DALTON SCHOOL BOARD (Vote for 2)

Precincts Reported: 4 of 4 (100.00%)

		Total	
Times Cast		2,420 / 4,128	58.62%
Candidate	Party	Total	
Seth Clark		1,737	54.28%
Jeffrey Jager		1,463	45.72%
Total Votes		3,200	
		Total	
Unresolved Write-In		0	

EAST HOLMES SCHOOL BOARD (Vote for 2)

Precincts Reported: 1 of 1 (100.00%)

		Total	
Times Cast		10 / 17	58.82%
Candidate	Party	Total	
Bryan Coblenz		2	13.33%
Derek Kaufman		5	33.33%
Kyle Miller		1	6.67%
Bryce Troyer		7	46.67%
Total Votes		15	
		Total	
Unresolved Write-In		0	

GREEN SCHOOL BOARD (Vote for 2)

Precincts Reported: 7 of 7 (100.00%)

		Total	
Times Cast		2,741 / 4,711	58.18%
Candidate	Party	Total	
Carrie Raber		1,686	47.91%
Luke Steiner		1,833	52.09%
Total Votes		3,519	
		Total	
Unresolved Write-In		0	

HILLSDALE SCHOOL BOARD (Vote for 2)

Precincts Reported: 1 of 1 (100.00%)

		Total	
Times Cast		114 / 228	50.00%
Candidate	Party	Total	
Jon Burkholder		67	53.60%
Melinda Turk		58	46.40%
Total Votes		125	
		Total	
Unresolved Write-In		0	

NORTHWEST SCHOOL BOARD (Vote for 2)

Precincts Reported: 2 of 2 (100.00%)

		Total	
Times Cast		24 / 52	46.15%
Candidate	Party	Total	
Julia A. Barkey		12	32.43%
Bryan A. Bowman		8	21.62%
Rita A. Gearhart		14	37.84%
Josh Nathaniel		3	8.11%
Total Votes		37	
		Total	
Unresolved Write-In		0	

NORTHWEST SCHOOL BOARD - Unexpired term ending 12-31-2025 (Vote for 1)

Precincts Reported: 2 of 2 (100.00%)

		Total	
Times Cast		24 / 52	46.15%
Candidate	Party	Total	
Larry Murgatroyd		4	20.00%
Jeff Weygandt		16	80.00%
Total Votes		20	
		Total	
Unresolved Write-In		0	

NORTHWESTERN SCHOOL BOARD (Vote for 3)

Precincts Reported: 7 of 7 (100.00%)

		Total	
Times Cast		2,596 / 4,867	53.34%
Candidate	Party	Total	
Rick Ellerbrock		1,517	31.90%
John H. Smith		1,508	31.71%
Brad Stull		1,731	36.40%
Total Votes		4,756	
		Total	
Unresolved Write-In		0	

NORWAYNE SCHOOL BOARD (Vote for 3)

Precincts Reported: 8 of 8 (100.00%)

		Total	
Times Cast		2,801 / 5,190	53.97%
Candidate	Party	Total	
Kirk W. Gasser		2,036	53.12%
Doug Ingold		1,712	44.66%
Total Votes		3,833	
		Total	
Angie Smith	WRITE-IN	85	2.22%
Unresolved Write-In		0	

ORRVILLE SCHOOL BOARD (Vote for 2)

Precincts Reported: 10 of 10 (100.00%)

	Total	
Times Cast	3,781 / 6,962	54.31%

Candidate	Party	Total	
Susan Corfman		1,452	23.96%
Jamie Kovacs		1,475	24.34%
Megan Middleton		1,805	29.79%
Brent Miller		1,233	20.35%
Total Votes		6,059	

	Total		
Jaclyn Sickman	WRITE-IN	94	1.55%
Unresolved Write-In		0	

RITTMAN SCHOOL BOARD (Vote for 2)

Precincts Reported: 7 of 7 (100.00%)

	Total	
Times Cast	2,111 / 4,393	48.05%

Candidate	Party	Total	
Lona Renee Busic		1,313	48.65%
Douglas G. Stuart		1,386	51.35%
Total Votes		2,699	

	Total		
Unresolved Write-In		0	

SOUTHEAST SCHOOL BOARD (Vote for 3)

Precincts Reported: 10 of 10 (100.00%)

	Total	
Times Cast	2,650 / 5,494	48.23%

Candidate	Party	Total	
Sandra Cerniglia		850	15.06%
Brian R. Miller		1,432	25.37%
Rick Reynolds		1,040	18.42%
Cheryl J. Steiner		940	16.65%
David D. Troyer		1,383	24.50%
Total Votes		5,645	

	Total		
Unresolved Write-In		0	

TRIWAY SCHOOL BOARD (Vote for 2)

Precincts Reported: 11 of 11 (100.00%)

	Total	
Times Cast	4,482 / 8,027	55.84%

Candidate	Party	Total	
Tyler Bishko		1,321	19.71%
Angie Giltner		1,648	24.59%
Carrie Perkins		1,644	24.53%
Travis Snyder		2,089	31.17%
Total Votes		6,702	

	Total	
Unresolved Write-In	0	

TUSLAW SCHOOL BOARD (Vote for 2)

Precincts Reported: 2 of 2 (100.00%)

	Total	
Times Cast	30 / 54	55.56%

Candidate	Party	Total	
Scott R. Crescenze		11	26.19%
Jeannette L. Harig		12	28.57%
Darcy McBride		2	4.76%
Steve Reinhart		17	40.48%
Total Votes		42	

	Total	
Unresolved Write-In	0	

WEST HOLMES SCHOOL BOARD (Vote for 2)

Precincts Reported: 1 of 1 (100.00%)

	Total	
Times Cast	72 / 162	44.44%

Candidate	Party	Total	
Patricia Sage		46	47.92%
Eric D. Strouse		50	52.08%
Total Votes		96	

	Total	
Unresolved Write-In	0	

WOOSTER SCHOOL BOARD (Vote for 2)

Precincts Reported: 23 of 23 (100.00%)

		Total	
Times Cast		10,675 / 21,716	49.16%

Candidate	Party	Total	
Cody Austin		3,930	24.83%
Rik Goodright		4,207	26.58%
Joy Kleinhenz		4,657	29.42%
Dennis Stauffer		3,034	19.17%
Total Votes		15,828	

		Total	
Unresolved Write-In		0	

State Issue 1 (Vote for 1)

Precincts Reported: 67 of 67 (100.00%)

		Total	
Times Cast		38,131 / 72,724	52.43%

Candidate	Party	Total	
YES		15,911	42.43%
NO		21,589	57.57%
Total Votes		37,500	

		Total	
Unresolved Write-In		0	

State Issue 2 (Vote for 1)

Precincts Reported: 67 of 67 (100.00%)

		Total	
Times Cast		38,131 / 72,724	52.43%

Candidate	Party	Total	
YES		16,599	44.56%
NO		20,648	55.44%
Total Votes		37,247	

		Total	
Unresolved Write-In		0	

Canaan Township – 1 mill Levy - Renewal (Vote for 1)

Precincts Reported: 3 of 3 (100.00%)

		Total	
Times Cast		1,719 / 3,298	52.12%
Candidate	Party	Total	
FOR THE TAX LEVY		955	58.95%
AGAINST THE TAX LEVY		665	41.05%
Total Votes		1,620	
		Total	
Unresolved Write-In		0	

East Union Township – 1.5 mill Levy - Renewal (Vote for 1)

Precincts Reported: 4 of 4 (100.00%)

		Total	
Times Cast		1,668 / 3,212	51.93%
Candidate	Party	Total	
FOR THE TAX LEVY		971	62.52%
AGAINST THE TAX LEVY		582	37.48%
Total Votes		1,553	
		Total	
Unresolved Write-In		0	

Local Option - Cranston's Pub – Sunday Sales (Vote for 1)

Precincts Reported: 1 of 1 (100.00%)

		Total	
Times Cast		651 / 1,180	55.17%
Candidate	Party	Total	
YES		483	76.42%
NO		149	23.58%
Total Votes		632	
		Total	
Unresolved Write-In		0	

Local Option - Bell Stores – 5 W. Buckeye, West Salem – Sunday Sales (Vote for 1)

Precincts Reported: 1 of 1 (100.00%)

		Total	
Times Cast		385 / 865	44.51%
Candidate	Party	Total	
YES		267	71.58%
NO		106	28.42%
Total Votes		373	
		Total	
Unresolved Write-In		0	

Buckeye JVSD – 1 mill Levy – Renewal (Vote for 1)

Precincts Reported: 1 of 1 (100.00%)

		Total	
Times Cast		10 / 17	58.82%
Candidate	Party	Total	
FOR THE TAX LEVY		3	60.00%
AGAINST THE TAX LEVY		2	40.00%
Total Votes		5	
		Total	
Unresolved Write-In		0	

Northwestern LSD – 4 mill Levy - Renewal (Vote for 1)

Precincts Reported: 7 of 7 (100.00%)

		Total	
Times Cast		2,596 / 4,867	53.34%
Candidate	Party	Total	
FOR THE TAX LEVY		1,336	53.68%
AGAINST THE TAX LEVY		1,153	46.32%
Total Votes		2,489	
		Total	
Unresolved Write-In		0	

Triway LSD – 2.8 mill Levy - Renewal (Vote for 1)

Precincts Reported: 11 of 11 (100.00%)

		Total	
Times Cast		4,482 / 8,027	55.84%
Candidate	Party	Total	
FOR THE TAX LEVY		2,201	50.81%
AGAINST THE TAX LEVY		2,131	49.19%
Total Votes		4,332	
		Total	
Unresolved Write-In		0	

Sterling Fire District – 3 mill Levy - Replacement & Increase (Vote for 1)

Precincts Reported: 2 of 2 (100.00%)

		Total	
Times Cast		1,133 / 1,906	59.44%
Candidate	Party	Total	
FOR THE TAX LEVY		696	66.16%
AGAINST THE TAX LEVY		356	33.84%
Total Votes		1,052	
		Total	
Unresolved Write-In		0	

Wayne County Care Center – 0.7 mill Levy - Renewal (Vote for 1)

Precincts Reported: 67 of 67 (100.00%)

		Total	
Times Cast		38,131 / 72,724	52.43%
Candidate	Party	Total	
FOR THE TAX LEVY		21,020	57.66%
AGAINST THE TAX LEVY		15,437	42.34%
Total Votes		36,457	
		Total	
Unresolved Write-In		0	

City of Rittman - 0.5% Income Tax Increase (Vote for 1)

Precincts Reported: 4 of 4 (100.00%)

		Total	
Times Cast		1,854 / 3,918	47.32%
Candidate	Party	Total	
FOR THE INCOME TAX		824	45.52%
AGAINST THE INCOME TAX		986	54.48%
Total Votes		1,810	
		Total	
Unresolved Write-In		0	

City of Wooster – Electric Aggregation (Vote for 1)

Precincts Reported: 16 of 16 (100.00%)

		Total	
Times Cast		9,059 / 18,982	47.72%
Candidate	Party	Total	
YES		5,738	69.63%
NO		2,503	30.37%
Total Votes		8,241	
		Total	
Unresolved Write-In		0	

City of Wooster – Gas Aggregation (Vote for 1)

Precincts Reported: 16 of 16 (100.00%)

		Total	
Times Cast		9,059 / 18,982	47.72%
Candidate	Party	Total	
YES		5,785	70.13%
NO		2,464	29.87%
Total Votes		8,249	
		Total	
Unresolved Write-In		0	

Village of Dalton – Gas Aggregation (Vote for 1)

Precincts Reported: 1 of 1 (100.00%)

		Total	
Times Cast		737 / 1,245	59.20%
Candidate	Party	Total	
YES		555	81.14%
NO		129	18.86%
Total Votes		684	
		Total	
Unresolved Write-In		0	

Village of Dalton - 0.5% Income Tax Increase (Vote for 1)

Precincts Reported: 1 of 1 (100.00%)

		Total	
Times Cast		737 / 1,245	59.20%
Candidate	Party	Total	
FOR THE INCOME TAX		391	54.99%
AGAINST THE INCOME TAX		320	45.01%
Total Votes		711	
		Total	
Unresolved Write-In		0	

Village of Marshallville – 9.8 mill Levy – Replacement & Increase (Vote for 1)

Precincts Reported: 1 of 1 (100.00%)

		Total	
Times Cast		228 / 462	49.35%
Candidate	Party	Total	
FOR THE TAX LEVY		127	57.21%
AGAINST THE TAX LEVY		95	42.79%
Total Votes		222	
		Total	
Unresolved Write-In		0	

Local Option - The Lyric Theater – Sunday Sales (Vote for 1)

Precincts Reported: 1 of 1 (100.00%)

		Total	
Times Cast		491 / 1,375	35.71%
Candidate	Party	Total	
YES		385	81.74%
NO		86	18.26%
Total Votes		471	
		Total	
Unresolved Write-In		0	

Local Option - Bell Stores 16 – 404 S. Market St., Wooster – Sunday Sales (Vote for 1)

Precincts Reported: 1 of 1 (100.00%)

		Total	
Times Cast		395 / 1,384	28.54%
Candidate	Party	Total	
YES		251	66.58%
NO		126	33.42%
Total Votes		377	
		Total	
Unresolved Write-In		0	

Local Option - Bell Stores 1165 – 220 S. Columbus Rd., Wooster – Sunday Sales (Vote for 1)

Precincts Reported: 1 of 1 (100.00%)

		Total	
Times Cast		435 / 966	45.03%
Candidate	Party	Total	
YES		312	74.11%
NO		109	25.89%
Total Votes		421	
		Total	
Unresolved Write-In		0	

Elyse A. Sheets
[Signature]
Kevin Barber
A. M. Bruch

Julie Leathers Hall, Dir
By 2 Bell, Dep. Dir.

**November 7, 2023 General Election
Official Certification of Results
Signature Form**


We, the undersigned Members of the Board of Elections of County indicated below, do hereby certify that the Official Results of the Election (county specific and most-populous, if applicable) submitted to the Secretary of State's Office are valid and accurate, and the number of absentee voters reconciles with the number of absentee ballots cast and counted.

Wayne
County Name


IN WITNESS WHEREOF, we have subscribed our names officially on the date indicated below:

Nov 27, 2023
Today's Date



Director


Deputy Director


Board Member


Board Member


Board Member


Board Member

The Board must complete and sign, scan, and email the signed form to Results@OhioSoS.gov along with the *Official Vote Total Summary Report with Group Detail*.

