

Election Summary Report

Closed Primary

Wayne County

March 19, 2024

Summary for: All Contests, All Districts, All Tabulators, All Counting Groups

Official Canvass

All Precincts Reporting

Electors Group	Counting Group	Ballots	Voters	Registered Voters	Turnout
REPUBLICAN	Election Day ICX	11,278	11,278		71.38%
	Absentee ICX	1,690	1,690		10.70%
	Election Day Paper	55	55		0.35%
	Absentee Paper	788	788		4.99%
	Provisional	61	61		0.39%
	Total		13,872	13,872	15,801
DEMOCRATIC	Election Day ICX	1,964	1,964		52.11%
	Absentee ICX	821	821		21.78%
	Election Day Paper	7	7		0.19%
	Absentee Paper	366	366		9.71%
	Provisional	9	9		0.24%
	Total		3,167	3,167	3,769
Total	Election Day ICX	13,364	13,364		18.29%
	Absentee ICX	2,519	2,519		3.45%
	Election Day Paper	62	62		0.08%
	Absentee Paper	1,166	1,166		1.60%
	Provisional	70	70		0.10%
	Total		17,181	17,181	73,057

Registered Voters: 17,181 of 73,057 (23.52%)

Ballots Cast: 17,181

Delegates-at-Large and Alternates-at-Large to the National Convention (REP) (Vote for 1) REP

	Total
Times Cast	13,872 / 15,801 87.79%

Candidate	Party	Total
Chris Christie	REP	265
Ron DeSantis	REP	559
Nikki R. Haley	REP	1,850
Vivek Ramaswamy	REP	145
Donald J. Trump	REP	10,742
Total Votes		13,561

	Total
Unresolved Write-In	0

Delegates-at-Large and Alternates-at-Large to the National Convention (DEM) (Vote for 1)

DEM

		Total	
Times Cast		3,167 / 3,769	84.03%
Candidate	Party	Total	
Joseph R. Biden Jr.	DEM	2,676	
Dean Phillips	DEM	351	
Total Votes		3,027	
		Total	
Unresolved Write-In		0	

District Delegates and District Alternates to the National Convention (7th District) (REP) (Vote for 1)

REP

		Total	
Times Cast		13,872 / 15,801	87.79%
Candidate	Party	Total	
Chris Christie	REP	312	
Ron DeSantis	REP	757	
Nikki R. Haley	REP	1,841	
Vivek Ramaswamy	REP	236	
Donald J. Trump	REP	10,283	
Total Votes		13,429	
		Total	
Unresolved Write-In		0	

U.S. Senator (REP) (Vote for 1)

REP

		Total	
Times Cast		13,872 / 15,801	87.79%
Candidate	Party	Total	
Matt Dolan	REP	4,050	
Frank LaRose	REP	3,146	
Bernie Moreno	REP	5,952	
Total Votes		13,148	
		Total	
Unresolved Write-In		0	

**U.S. Senator (DEM) (Vote for 1)
DEM**

		Total	
Times Cast		3,167 / 3,769	84.03%
Candidate	Party	Total	
Sherrod Brown	DEM	3,065	
Total Votes		3,065	
		Total	
Unresolved Write-In		0	

**Representative to Congress (7th District) (REP) (Vote for 1)
REP**

		Total	
Times Cast		13,872 / 15,801	87.79%
Candidate	Party	Total	
Max Miller	REP	11,242	
Total Votes		11,242	
		Total	
Unresolved Write-In		0	

**Representative to Congress (7th District) (DEM) (Vote for 1)
DEM**

		Total	
Times Cast		3,167 / 3,769	84.03%
Candidate	Party	Total	
Doug Bugie	DEM	639	
Matt Diemer	DEM	2,132	
Total Votes		2,771	
		Total	
Unresolved Write-In		0	

**Justice of the Supreme Court - Full term commencing 1-1-2025 (REP) (Vote for 1)
REP**

		Total	
Times Cast		13,872 / 15,801	87.79%
Candidate	Party	Total	
Megan E. Shanahan	REP	10,824	
Total Votes		10,824	
		Total	
Unresolved Write-In		0	

Justice of the Supreme Court - Full term commencing 1-1-2025 (DEM) (Vote for 1) DEM

		Total	
Times Cast		3,167 / 3,769	84.03%
Candidate	Party	Total	
Michael P. Donnelly	DEM	2,668	
Total Votes		2,668	
		Total	
Unresolved Write-In		0	

Justice of the Supreme Court - Full term commencing 1-2-2025 (REP) (Vote for 1) REP

		Total	
Times Cast		13,872 / 15,801	87.79%
Candidate	Party	Total	
Joseph T. Deters	REP	10,713	
Total Votes		10,713	
		Total	
Unresolved Write-In		0	

Justice of the Supreme Court - Full term commencing 1-2-2025 (DEM) (Vote for 1) DEM

		Total	
Times Cast		3,167 / 3,769	84.03%
Candidate	Party	Total	
Melody J. Stewart	DEM	2,709	
Total Votes		2,709	
		Total	
Unresolved Write-In		0	

Justice of the Supreme Court - Unexpired term ending 12-31-2026 (REP) (Vote for 1) REP

		Total	
Times Cast		13,872 / 15,801	87.79%
Candidate	Party	Total	
Daniel R. Hawkins	REP	10,675	
Total Votes		10,675	
		Total	
Unresolved Write-In		0	

**Justice of the Supreme Court - Unexpired term ending 12-31-2026 (DEM) (Vote for 1)
DEM**

		Total
Times Cast		3,167 / 3,769 84.03%
Candidate	Party	Total
Lisa Forbes	DEM	1,654
Terri Jamison	DEM	1,100
Total Votes		2,754
		Total
Unresolved Write-In		0

**For Judge of the Court of Appeals - Full term commencing 2-9-2025 (9th District) (REP) (Vote for 1)
REP**

		Total
Times Cast		13,872 / 15,801 87.79%
Candidate	Party	Total
Jennifer Hensal	REP	10,708
Total Votes		10,708
		Total
Unresolved Write-In		0

**For Judge of the Court of Appeals - Full term commencing 2-9-2025 (9th District) (DEM) (Vote for 1)
DEM**

		Total
Times Cast		3,167 / 3,769 84.03%
Candidate	Party	Total
Steve Elliott	DEM	2,641
Total Votes		2,641
		Total
Unresolved Write-In		0

**Member of State Central Committee, Man (31st District) (REP) (Vote for 1)
REP**

		Total
Times Cast		13,872 / 15,801 87.79%
Candidate	Party	Total
Charles Blake	REP	4,712
Douglas S. Wills	REP	5,814
Total Votes		10,526
		Total
Unresolved Write-In		0

Member of State Central Committee, Woman (31st District) (REP) (Vote for 1) REP

		Total
Times Cast		13,872 / 15,801 87.79%
Candidate	Party	Total
Antonia J. Blake	REP	3,088
Kathy Kimble	REP	7,576
Total Votes		10,664
		Total
Unresolved Write-In		0

State Representative - 77th District (REP) (Vote for 1) REP

		Total
Times Cast		13,872 / 15,801 87.79%
Candidate	Party	Total
Bill Albright	REP	1,800
Meredith Craig	REP	4,546
Dennis Finley	REP	1,288
Frank Grande	REP	875
Josh Hlavaty	REP	4,451
Total Votes		12,960
		Total
Unresolved Write-In		0

State Representative - 77th District (DEM) (Vote for 1) DEM

		Total
Times Cast		3,167 / 3,769 84.03%
Candidate	Party	Total
Mark D. Gooch	DEM	2,792
Total Votes		2,792
		Total
Unresolved Write-In		0

County Commissioner - Full term commencing 1-2-2025 (REP) (Vote for 1) REP

		Total
Times Cast		13,872 / 15,801 87.79%
Candidate	Party	Total
Matt Martin	REP	6,442
Kyle E. Shanklin	REP	2,776
Steven Wolfe	REP	2,640
Total Votes		11,858
		Total
Unresolved Write-In		0

County Commissioner - Full term commencing 1-2-2025 (DEM) (Vote for 1)
DEM

		Total
Times Cast		3,167 / 3,769 84.03%
Candidate	Party	Total
Total Votes		145
		Total
Karla DeMali	WRITE-IN	145
Unresolved Write-In		0

County Commissioner - Full term commencing 1-3-2025 (REP) (Vote for 1)
REP

		Total
Times Cast		13,872 / 15,801 87.79%
Candidate	Party	Total
David E. McMillen	REP	10,817
Total Votes		10,817
		Total
Unresolved Write-In		0

County Commissioner - Full term commencing 1-3-2025 (DEM) (Vote for 1)
DEM

		Total
Times Cast		3,167 / 3,769 84.03%
Candidate	Party	Total
No Valid Petition Filed	DEM	
Total Votes		0
		Total
Unresolved Write-In		0

County Prosecuting Attorney (REP) (Vote for 1)
REP

		Total
Times Cast		13,872 / 15,801 87.79%
Candidate	Party	Total
Angela Wypasek	REP	10,713
Total Votes		10,713
		Total
Unresolved Write-In		0

County Prosecuting Attorney (DEM) (Vote for 1) DEM

		Total	
Times Cast		3,167 / 3,769	84.03%

Candidate	Party	Total	
No Valid Petition Filed	DEM		
Total Votes		0	

		Total	
Unresolved Write-In		0	

Clerk of the Court of Common Pleas (REP) (Vote for 1) REP

		Total	
Times Cast		13,872 / 15,801	87.79%

Candidate	Party	Total	
Scott Wiggam	REP	11,069	
Total Votes		11,069	

		Total	
Unresolved Write-In		0	

Clerk of the Court of Common Pleas (DEM) (Vote for 1) DEM

		Total	
Times Cast		3,167 / 3,769	84.03%

Candidate	Party	Total	
Jeffrey A. McEndree II	DEM	2,610	
Total Votes		2,610	

		Total	
Unresolved Write-In		0	

County Sheriff (REP) (Vote for 1) REP

		Total	
Times Cast		13,872 / 15,801	87.79%

Candidate	Party	Total	
Thomas Ballinger	REP	11,603	
Total Votes		11,603	

		Total	
Unresolved Write-In		0	

County Sheriff (DEM) (Vote for 1) DEM

		Total
Times Cast		3,167 / 3,769 84.03%
Candidate	Party	Total
No Valid Petition Filed	DEM	
Total Votes		0
		Total
Unresolved Write-In		0

County Recorder (REP) (Vote for 1) REP

		Total
Times Cast		13,872 / 15,801 87.79%
Candidate	Party	Total
Jane Carmichael	REP	11,428
Total Votes		11,428
		Total
Unresolved Write-In		0

County Recorder (DEM) (Vote for 1) DEM

		Total
Times Cast		3,167 / 3,769 84.03%
Candidate	Party	Total
No Valid Petition Filed	DEM	
Total Votes		0
		Total
Unresolved Write-In		0

County Treasurer (REP) (Vote for 1) REP

		Total
Times Cast		13,872 / 15,801 87.79%
Candidate	Party	Total
Melissa A. Koch	REP	11,465
Total Votes		11,465
		Total
Unresolved Write-In		0

County Treasurer (DEM) (Vote for 1) DEM

		Total	
Times Cast		3,167 / 3,769	84.03%

Candidate	Party	Total	
No Valid Petition Filed	DEM		
Total Votes		0	

		Total	
Unresolved Write-In		0	

County Engineer (REP) (Vote for 1) REP

		Total	
Times Cast		13,872 / 15,801	87.79%

Candidate	Party	Total	
Scott A. Miller	REP	11,260	
Total Votes		11,260	

		Total	
Unresolved Write-In		0	

County Engineer (DEM) (Vote for 1) DEM

		Total	
Times Cast		3,167 / 3,769	84.03%

Candidate	Party	Total	
No Valid Petition Filed	DEM		
Total Votes		0	

		Total	
Unresolved Write-In		0	

County Coroner (REP) (Vote for 1) REP

		Total	
Times Cast		13,872 / 15,801	87.79%

Candidate	Party	Total	
Amy S. Jolliff	REP	11,656	
Total Votes		11,656	

		Total	
Unresolved Write-In		0	

County Coroner (DEM) (Vote for 1) DEM

		Total
Times Cast		3,167 / 3,769 84.03%
Candidate	Party	Total
No Valid Petition Filed	DEM	
Total Votes		0
		Total
Unresolved Write-In		0

Municipal Income Tax - City of Rittman (Vote for 1)

		Total
Times Cast		1,010 / 3,936 25.66%
Candidate	Party	Total
FOR THE INCOME TAX		552
AGAINST THE INCOME TAX		448
Total Votes		1,000
		Total
Unresolved Write-In		0

Local Liquor Option - Leroy's of Wooster (Vote for 1)

		Total
Times Cast		130 / 1,387 9.37%
Candidate	Party	Total
YES		81
NO		48
Total Votes		129
		Total
Unresolved Write-In		0

Local Liquor Option - Smithville Duchess (Vote for 1)

		Total
Times Cast		357 / 941 37.94%
Candidate	Party	Total
YES		173
NO		179
Total Votes		352
		Total
Unresolved Write-In		0

Local Liquor Option - Sunday Sales - Smithville Duchess (Vote for 1)

		Total
Times Cast		357 / 941 37.94%
Candidate	Party	Total
YES		166
NO		187
Total Votes		353
		Total
Unresolved Write-In		0

Income Tax Renewal - Northwest Local School District (Vote for 1)

		Total
Times Cast		10 / 51 19.61%
Candidate	Party	Total
FOR THE TAX		2
AGAINST THE TAX		8
Total Votes		10
		Total
Unresolved Write-In		0

Tax Levy Renewal - Rittman Exempted Village School District (Vote for 1)

		Total
Times Cast		1,137 / 4,417 25.74%
Candidate	Party	Total
FOR THE TAX LEVY		720
AGAINST THE TAX LEVY		405
Total Votes		1,125
		Total
Unresolved Write-In		0

Tax Levy Renewal - Tuslaw Local School District (Vote for 1)

		Total
Times Cast		16 / 52 30.77%
Candidate	Party	Total
FOR THE TAX LEVY		8
AGAINST THE TAX LEVY		8
Total Votes		16
		Total
Unresolved Write-In		0

John Bailey
Elizabeth G. Steis
Dr. M. Church

John Leather Dell By 2024

March 19, 2024 Presidential Primary Election
Official Certification of Results
Signature Form

We, the undersigned Members of the Board of Elections of County indicated below, do hereby certify that the Official Results of the Election (county specific and most-populous, if applicable) submitted to the Secretary of State's Office are valid and accurate, and the number of absentee voters reconciles with the number of absentee ballots cast and counted.


Wayne

County Name


IN WITNESS WHEREOF, we have subscribed our names officially on the date indicated below:

April 8, 2024


Today's Date




Director



Deputy Director




Board Member



Board Member



Board Member



Board Member

The Board must complete and sign, scan, and email the signed form to Results@OhioSoS.gov along with the *Official Vote Total Summary Report with Group Detail*.

