

Election Summary Report

General Election

Wayne County

November 05, 2024

Summary for: All Contests, All Districts, All Tabulators, All Counting Groups

Official Canvass

Elector Group	Counting Group	Voters Cast	Registered Voters	Turnout
Total	Election Day ICX	28,269		40.03%
	Absentee ICX	16,978		24.04%
	Election Day Paper	80		0.11%
	Absentee Paper	7,822		11.08%
	Provisional	716		1.01%
	Total		53,865	70,625

Precincts Reported: 67 of 67 (100.00%)

Voters Cast: 53,865 of 70,625 (76.27%)

President and Vice President (Vote for 1)

Precincts Reported: 67 of 67 (100.00%)

Times Cast	Total
	53,865 / 70,625 76.27%

Candidate	Party	Total
Richard Duncan	NPT	122
Kamala D. Harris	DEM	15,898
Chase Oliver	LIB	220
Peter Sonski	OTH	136
Donald J. Trump	REP	36,764
Total Votes		53,150

		Total
Shiva Ayyadurai	WRITE-IN	1
John Cheng	WRITE-IN	0
Claudia De la Cruz	WRITE-IN	7
Cherunda Fox	WRITE-IN	0
Brian Kienitz	WRITE-IN	0
Chris Garrity	WRITE-IN	0
William Nalbach	WRITE-IN	0
Jay J. Bowman	WRITE-IN	0
Cornel West	WRITE-IN	2
Unresolved Write-In		0

Justice of the Supreme Court - Full term commencing 1-1-2025 (Vote for 1)

Precincts Reported: 67 of 67 (100.00%)

	Total	
Times Cast	53,865 / 70,625	76.27%

Candidate	Party	Total
Michael P. Donnelly	DEM	15,221
Megan E. Shanahan	REP	35,668
Total Votes		50,889
		Total
Unresolved Write-In		0

Justice of the Supreme Court - Full term commencing 1-2-2025 (Vote for 1)

Precincts Reported: 67 of 67 (100.00%)

	Total	
Times Cast	53,865 / 70,625	76.27%

Candidate	Party	Total
Joseph T. Deters	REP	34,821
Melody J. Stewart	DEM	15,853
Total Votes		50,674
		Total
Unresolved Write-In		0

Justice of the Supreme Court - Unexpired term ending 12-31-2026 (Vote for 1)

Precincts Reported: 67 of 67 (100.00%)

	Total	
Times Cast	53,865 / 70,625	76.27%

Candidate	Party	Total
Lisa Forbes	DEM	15,459
Daniel R. Hawkins	REP	35,213
Total Votes		50,672
		Total
Unresolved Write-In		0

U.S. Senator (Vote for 1)

Precincts Reported: 67 of 67 (100.00%)

		Total	
Times Cast		53,865 / 70,625	76.27%
Candidate	Party	Total	
Sherrod Brown	DEM	17,313	
Don Kissick	LIB	1,898	
Bernie Moreno	REP	33,532	
Total Votes		52,745	
		Total	
Stephen Faris	WRITE-IN	2	
David Allen Pastorius	WRITE-IN	0	
Nathan Russell	WRITE-IN	0	
Tariq Shabazz	WRITE-IN	0	
Unresolved Write-In		0	

Representative to Congress (7th District) (Vote for 1)

Precincts Reported: 67 of 67 (100.00%)

		Total	
Times Cast		53,865 / 70,625	76.27%
Candidate	Party	Total	
Matt Diemer	DEM	13,015	
Dennis J. Kucinich	NPT	4,037	
Max Miller	REP	34,822	
Total Votes		51,874	
		Total	
Unresolved Write-In		0	

State Representative - 77th District (Vote for 1)

Precincts Reported: 67 of 67 (100.00%)

		Total	
Times Cast		53,865 / 70,625	76.27%
Candidate	Party	Total	
Meredith Craig	REP	35,555	
Mark D. Gooch	DEM	15,729	
Total Votes		51,284	
		Total	
Unresolved Write-In		0	

Judge of the Court of Appeals - Full term commencing 2-9-2025 (9th District) (Vote for 1)

Precincts Reported: 67 of 67 (100.00%)

		Total	
Times Cast		53,865 / 70,625	76.27%
Candidate	Party	Total	
Steve Elliott	DEM	14,708	
Jennifer Hensal	REP	35,993	
Total Votes		50,701	
		Total	
Unresolved Write-In		0	

County Commissioner - Full term commencing 1-2-2025 (Vote for 1)

Precincts Reported: 67 of 67 (100.00%)

		Total	
Times Cast		53,865 / 70,625	76.27%
Candidate	Party	Total	
Karla DeMali	DEM	14,153	
Matt Martin	REP	36,818	
Total Votes		50,971	
		Total	
Unresolved Write-In		0	

County Commissioner - Full term commencing 1-3-2025 (Vote for 1)

Precincts Reported: 67 of 67 (100.00%)

		Total	
Times Cast		53,865 / 70,625	76.27%
Candidate	Party	Total	
David E. McMillen	REP	41,047	
Total Votes		41,047	
		Total	
Unresolved Write-In		0	

County Auditor - Unexpired term ending 03/07/2027 (Vote for 1)

Precincts Reported: 67 of 67 (100.00%)

		Total	
Times Cast		53,865 / 70,625	76.27%
Candidate	Party	Total	
Russell Robertson	REP	41,014	
Total Votes		41,014	
		Total	
Unresolved Write-In		0	

Prosecuting Attorney (Vote for 1)

Precincts Reported: 67 of 67 (100.00%)

		Total	
Times Cast		53,865 / 70,625	76.27%
Candidate	Party	Total	
Angela Wypasek	REP	40,952	
Total Votes		40,952	
		Total	
Unresolved Write-In		0	

Clerk of the Court of Common Pleas (Vote for 1)

Precincts Reported: 67 of 67 (100.00%)

		Total	
Times Cast		53,865 / 70,625	76.27%
Candidate	Party	Total	
Jeffrey A. McEndree II	DEM	14,673	
Scott Wiggam	REP	36,126	
Total Votes		50,799	
		Total	
Unresolved Write-In		0	

Sheriff (Vote for 1)

Precincts Reported: 67 of 67 (100.00%)

		Total	
Times Cast		53,865 / 70,625	76.27%
Candidate	Party	Total	
Thomas Ballinger	REP	42,115	
Total Votes		42,115	
		Total	
Unresolved Write-In		0	

County Recorder (Vote for 1)

Precincts Reported: 67 of 67 (100.00%)

		Total	
Times Cast		53,865 / 70,625	76.27%
Candidate	Party	Total	
Jane Carmichael	REP	41,932	
Total Votes		41,932	
		Total	
Unresolved Write-In		0	

County Treasurer (Vote for 1)

Precincts Reported: 67 of 67 (100.00%)

		Total	
Times Cast		53,865 / 70,625	76.27%
Candidate	Party	Total	
Melissa A. Koch	REP	42,147	
Total Votes		42,147	
		Total	
Unresolved Write-In		0	

County Engineer (Vote for 1)

Precincts Reported: 67 of 67 (100.00%)

		Total	
Times Cast		53,865 / 70,625	76.27%
Candidate	Party	Total	
Scott A. Miller	REP	41,457	
Total Votes		41,457	
		Total	
Unresolved Write-In		0	

Coroner (Vote for 1)

Precincts Reported: 67 of 67 (100.00%)

		Total	
Times Cast		53,865 / 70,625	76.27%
Candidate	Party	Total	
Amy S. Jolliff	REP	42,632	
Total Votes		42,632	
		Total	
Unresolved Write-In		0	

Member of State Board of Education (Vote for 1)

Precincts Reported: 67 of 67 (100.00%)

		Total	
Times Cast		53,865 / 70,625	76.27%
Candidate	Party	Total	
Delores Gray Ford	NON	12,807	
Jennie Kelley-Crosby	NON	21,123	
Total Votes		33,930	
		Total	
Unresolved Write-In		0	

Issue 1 Proposed Constitutional Amendment (Vote for 1)

Precincts Reported: 67 of 67 (100.00%)

		Total	
Times Cast		53,849 / 70,625	76.25%
Candidate	Party	Total	
YES		17,240	
NO		32,779	
Total Votes		50,019	
		Total	
Unresolved Write-In		0	

Proposed Tax Levy (Renewal) Village of Doylestown (Vote for 1)

Precincts Reported: 2 of 2 (100.00%)

		Total	
Times Cast		1,709 / 2,216	77.12%
Candidate	Party	Total	
FOR THE TAX LEVY		946	
AGAINST THE TAX LEVY		699	
Total Votes		1,645	
		Total	
Unresolved Write-In		0	

Proposed Tax Levy (Renewal) City of Rittman Fire (1 mill) (Vote for 1)

Precincts Reported: 4 of 4 (100.00%)

		Total	
Times Cast		2,799 / 3,855	72.61%
Candidate	Party	Total	
FOR THE TAX LEVY		1,323	
AGAINST THE TAX LEVY		1,360	
Total Votes		2,683	
		Total	
Unresolved Write-In		0	

Proposed Tax Levy (Renewal) City of Rittman EMS (2.3 mills) (Vote for 1)

Precincts Reported: 4 of 4 (100.00%)

		Total	
Times Cast		2,799 / 3,855	72.61%
Candidate	Party	Total	
FOR THE TAX LEVY		1,468	
AGAINST THE TAX LEVY		1,218	
Total Votes		2,686	
		Total	
Unresolved Write-In		0	

Local Liquor Option - El Cerrito (Vote for 1)

Precincts Reported: 1 of 1 (100.00%)

		Total	
Times Cast		844 / 1,151	73.33%
Candidate	Party	Total	
YES		616	
NO		181	
Total Votes		797	
		Total	
Unresolved Write-In		0	

Local Liquor Option (Sunday Sales) - El Cerrito (Vote for 1)

Precincts Reported: 1 of 1 (100.00%)

		Total	
Times Cast		844 / 1,151	73.33%
Candidate	Party	Total	
YES		584	
NO		215	
Total Votes		799	
		Total	
Unresolved Write-In		0	

Proposed Tax Levy (Renewal and Increase) Chester Township (Vote for 1)

Precincts Reported: 2 of 2 (100.00%)

		Total	
Times Cast		1,689 / 2,063	81.87%
Candidate	Party	Total	
FOR THE TAX LEVY		980	
AGAINST THE TAX LEVY		647	
Total Votes		1,627	
		Total	
Unresolved Write-In		0	

Proposed Tax Levy (Renewal) East Union Township (Vote for 1)

Precincts Reported: 4 of 4 (100.00%)

		Total	
Times Cast		2,300 / 3,109	73.98%
Candidate	Party	Total	
FOR THE TAX LEVY		1,354	
AGAINST THE TAX LEVY		795	
Total Votes		2,149	
		Total	
Unresolved Write-In		0	

Proposed Tax Levy (Renewal) Milton Township (Vote for 1)

Precincts Reported: 2 of 2 (100.00%)

		Total	
Times Cast		1,531 / 1,885	81.22%
Candidate	Party	Total	
FOR THE TAX LEVY		868	
AGAINST THE TAX LEVY		573	
Total Votes		1,441	
		Total	
Unresolved Write-In		0	

Local Liquor Option - Nature Valley Farm (Vote for 1)

Precincts Reported: 1 of 1 (100.00%)

		Total	
Times Cast		1,023 / 1,285	79.61%
Candidate	Party	Total	
YES		639	
NO		333	
Total Votes		972	
		Total	
Unresolved Write-In		0	

Local Liquor Option (Sunday Sales) - Nature Valley Farm (Vote for 1)

Precincts Reported: 1 of 1 (100.00%)

		Total	
Times Cast		1,023 / 1,285	79.61%
Candidate	Party	Total	
YES		595	
NO		371	
Total Votes		966	
		Total	
Unresolved Write-In		0	

Local Liquor Option - Bobcat Beverage Drive Thru LLC DBA Round 2 Drive Thru (Vote for 1)

Precincts Reported: 1 of 1 (100.00%)

		Total	
Times Cast		621 / 780	79.62%
Candidate	Party	Total	
YES		438	
NO		150	
Total Votes		588	
		Total	
Unresolved Write-In		0	

Local Liquor Option (Sunday Sales) - PushPen Inc. DBA Wonderland of Food (Vote for 1)

Precincts Reported: 1 of 1 (100.00%)

		Total	
Times Cast		594 / 863	68.83%
Candidate	Party	Total	
YES		394	
NO		169	
Total Votes		563	
		Total	
Unresolved Write-In		0	

Proposed Tax Levy (Renewal) Hillsdale Local School District Current Expenses (20.1 mills) (Vote for 1)

Precincts Reported: 1 of 1 (100.00%)

		Total	
Times Cast		189 / 222	85.14%
Candidate	Party	Total	
FOR THE TAX LEVY		72	
AGAINST THE TAX LEVY		110	
Total Votes		182	
		Total	
Unresolved Write-In		0	

Proposed Tax Levy (Renewal) Hillsdale Local School District General Permenant Improvements (1.4 mills) (Vote for 1)

Precincts Reported: 1 of 1 (100.00%)

		Total	
Times Cast		189 / 222	85.14%
Candidate	Party	Total	
FOR THE TAX LEVY		70	
AGAINST THE TAX LEVY		113	
Total Votes		183	
		Total	
Unresolved Write-In		0	

Repeal of School District Income Tax (By Initiative Petition) Northwestern Local School District (Vote for 1)

Precincts Reported: 7 of 7 (100.00%)

		Total	
Times Cast		3,865 / 4,886	79.10%
Candidate	Party	Total	
FOR THE REPEAL OF THE INCOME TAX		1,509	
AGAINST THE REPEAL OF THE INCOME TAX		2,233	
Total Votes		3,742	
		Total	
Unresolved Write-In		0	

Proposed Tax Levy (Renewal) Orrville City School District (Vote for 1)

Precincts Reported: 10 of 10 (100.00%)

		Total	
Times Cast		5,306 / 6,910	76.79%
Candidate	Party	Total	
FOR THE TAX LEVY		2,852	
AGAINST THE TAX LEVY		2,177	
Total Votes		5,029	
		Total	
Unresolved Write-In		0	

Proposed Tax Levy (Renewal) Northern Sugar Creek Township Fire District (Vote for 1)

Precincts Reported: 2 of 2 (100.00%)

		Total	
Times Cast		1,017 / 1,250	81.36%
Candidate	Party	Total	
FOR THE TAX LEVY		578	
AGAINST THE TAX LEVY		384	
Total Votes		962	
		Total	
Unresolved Write-In		0	

Proposed Tax Levy (Renewal) Southern Sugar Creek Township Fire District (Vote for 1)

Precincts Reported: 2 of 2 (100.00%)

		Total	
Times Cast		1,137 / 1,414	80.41%
Candidate	Party	Total	
FOR THE TAX LEVY		754	
AGAINST THE TAX LEVY		297	
Total Votes		1,051	
		Total	
Unresolved Write-In		0	

Proposed Tax Levy (Renewal) Salt Creek Township Road District (Vote for 1)

Precincts Reported: 1 of 1 (100.00%)

		Total	
Times Cast		371 / 689	53.85%
Candidate	Party	Total	
FOR THE TAX LEVY		190	
AGAINST THE TAX LEVY		145	
Total Votes		335	
		Total	
Unresolved Write-In		0	

Proposed Tax Levy (Additional) Wayne County Park District (Vote for 1)

Precincts Reported: 67 of 67 (100.00%)

		Total	
Times Cast		53,849 / 70,625	76.25%
Candidate	Party	Total	
FOR THE TAX LEVY		21,142	
AGAINST THE TAX LEVY		29,735	
Total Votes		50,877	
		Total	
Unresolved Write-In		0	

Proposed Tax Levy (Renewal) Wayne County Children Services (Vote for 1)

Precincts Reported: 67 of 67 (100.00%)

	Total	
Times Cast	53,849 / 70,625	76.25%
Candidate	Party	Total
FOR THE TAX LEVY		33,123
AGAINST THE TAX LEVY		18,264
Total Votes		51,387
	Total	
Unresolved Write-In	0	

Certified 19th day of November, 2024

Adam Bailey
[Signature]
A. M. Obercht

Julie Leathers Stahl, Director

[Signature]
Deputy Director






**November 5, 2024 General Election
Official Certification of Results
Signature Form**

We, the undersigned Members of the Board of Elections of County indicated below, do hereby certify that the Official Results of the Election (county specific and most-populous, if applicable) submitted to the Secretary of State's Office are valid and accurate, and the number of absentee voters reconciles with the number of absentee ballots cast and counted.

Wayne
County Name

IN WITNESS WHEREOF, we have subscribed our names officially on the date indicated below:

Nov 19, 2024
Today's Date

 _____ Director	 _____ Deputy Director
 _____ Board Member	 _____ Board Member
 _____ Board Member	_____ Board Member

The Board must complete and sign, scan, and email the signed form to Results@OhioSoS.gov along with the *Official Vote Total Summary Report with Group Detail*.